

RoHS Compliant Product
 A suffix of "-C" specifies halogen & lead-free

MAIN FEATURES

Symbol	Rating	Unit
$I_{T(RMS)}$	0.6	A
V_{RRM}	PCR406	400
	PCR606	600

DESCRIPTION

Logic level sensitive gate triac intended to be interfaced directly to microcontrollers, logic integrated circuits and other low power gate trigger circuits.

FEATURE

- RMS on-state current to 0.6 A
- General purpose switching

APPLICATIONS

- General purpose bidirectional switching
- Phase control applications
- Solid state relays

MARKING

Part Number	Marking
PCR406	406
PCR606	606

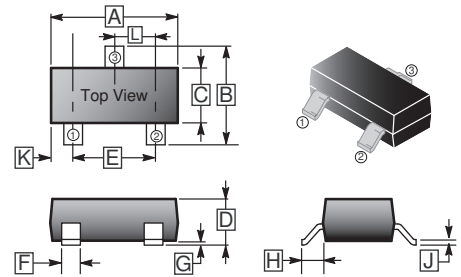
ORDER INFORMATION

Part Number	Type
PCR406 / PCR606	Lead (Pb)-free
PCR406-C / PCR606-C	Lead (Pb)-free and Halogen-free

ABSOLUTE MAXIMUM RATINGS ($T_A=25^{\circ}C$ unless otherwise specified)


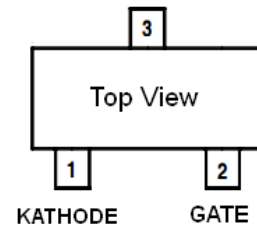
Parameter	Symbol	Rating		Unit	Test Conditions
		Min.	Max.		
On State Voltage	V_{TM}	-	1.7	V	$I_{TM}=0.6A$
Gate Trigger Voltage	V_{GT}	-	0.8	V	$V_{AK}=7V$
Peak Repetitive Forward Blocking Voltage	PCR406	400	-	V	$I_{DRM}=10\mu A$
	PCR606	600	-		
Holding Current	I_H	-	5	mA	$I_T=600mA, I_G=60V$
Gate Trigger Current	I_{GT}	5	40	μA	$V_{AK}=7V$
Junction Temperature	T_J	-40~125		$^{\circ}C$	
Storage Temperature	T_{STG}	-40~150		$^{\circ}C$	

SOT-23



REF.	Millimeter		REF.	Millimeter	
	Min.	Max.		Min.	Max.
A	2.70	3.10	G	0.09	0.18
B	2.10	2.65	H	0.35	0.65
C	1.20	1.40	J	0.08	0.20
D	0.89	1.17	K	0.6 REF.	
E	1.78	2.04	L	0.95 BSC.	
F	0.30	0.50			

ANODE



TYPICAL CHARACTERISTICS

